

Nominal frequency (f0)

20 MHz

Frequency stabilities

Parameter	Frequency stability	Operating temp. range
vs. operating temp. range (df/f@25 °C)	-25 to 25 ppb	-40 ... 85 °C
Parameter	Value	Condition
initial tolerance (df/f0)	-200 to 200 ppb	@25 °C
vs. supply voltage change (df/f)	-10 to 10 ppb	static; 3.3 V ±5 %
vs. load change (df/f)	-10 to 10 ppb	static; Load ± 5 %
vs. aging / daily (df/f)	<± 1 ppb	after 30 days ; @ 25 °C
vs. aging / month (df/f)	<± 25 ppb	after 30 days ; @ 25 °C
vs. aging / year (df/f)	<± 100 ppb	after 30 days ; @ 25 °C
vs. aging / 10 years (df/f)	<± 1 ppm	after 30 days ; @ 25 °C
Drift 24h over -40..85°C: <50 ppb peak-peak		

RF output

Parameter	Value	Condition
Signal	LVC MOS	
Load	15 pF ±10 %	
Rise Time	< 10 ns	@ 10 to 90 %Vout
Fall Time	< 10 ns	@ 90 to 10 %Vout
Duty cycle	45 / 55 %	@ 1.65 V
V Low	x < 0.4 V	
V High	x > 2.4 V	
Harmonics	<- 30 dBc	

Supply voltage

Parameter	Value	Condition
Supply voltage (Vs)	3.3 V ± 5 %	
Current consumption steady state	< 330 mA	@ Vsnom & 25 °C
Current consumption during warm up	< 757 mA	@ Vs

Additional Parameters

Parameter	Typ.	Max.	Condition
Phase Noise	-85	-60	dBc/Hz@1Hz
	-110	-90	dBc/Hz@10Hz
	-130	-115	dBc/Hz@100Hz
	-143	-130	dBc/Hz@1kHz
	-150	-145	dBc/Hz@10kHz
Parameter	Value		Condition
Warm-up time	< 3 min		@ 25 °C to final frequency
Processing & Packing	handling&processing note		

Additional environmental conditions

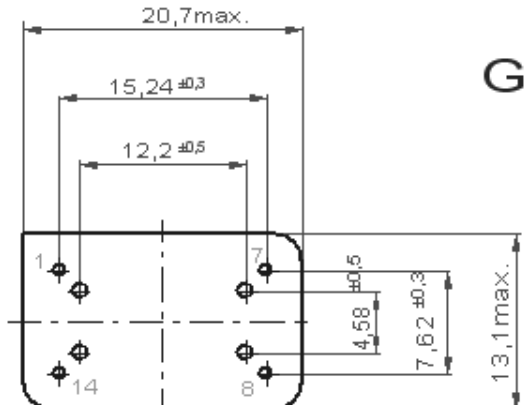
Rapid temperature changes MIL-883-1010 Cond B 1000 cycles -55/125°C
Vibration MIL-STD-883 Meth 2007 Cond A 20G 20-2000Hz 4x in each 3axis 4 min Fine/Gross Leakage MIL-883-1014 A1/C4
Shock MIL-STD-202 Meth 213 Cond.C 100G 6ms 6 shocks in each direction
Solderability J_STD_002B Cond A leaded/ Cond. B SMD 245°C (diving Ti me 5 ±0,5sec.) DipLook with 8h damp pre-treatment: solder wetting >95%
Solvent resistance MIL-STD-883 Meth 2015 Solv. 1,3,4
ESD HBM JESD22-A114-A Class 2 10* 2000V
Moisture Sensit. Level 1 JESD22-A113-B
RoHS compliance 100% ROHS compliant

Absolute Maximum Ratings

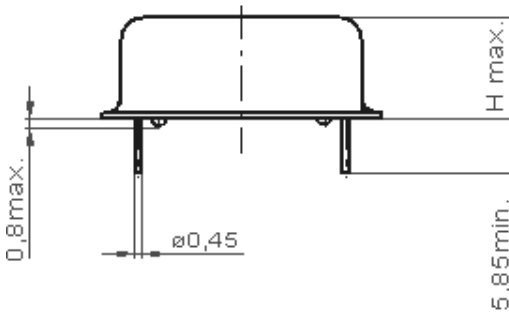
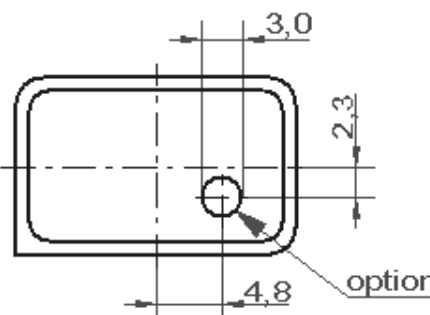
Parameter	Min	Typ	Max	Units	Condition
Supply voltage (Vs)			6	V	
Operable temperature range	-40		85	°C	
Storage temperature range	-40		85	°C	

Enclosure

Type G125C	Height 8.5 mm
------------	---------------



G 125

all units in mm

Pin Connections

Pin 1: N.C.
 Pin 7: GND(Case)
 Pin 8: RF-Output
 Pin 14: Vs (supply voltage)

Marking

OX-4000-EAE-2580
 20,000 MHz
 * VI AYYWW
 * pin-1 marking

Standard shipping method

10 * 8 array / 80 units per tray

Notes:

Unless otherwise stated all values are valid after warm-up time and refer to typical conditions for supply voltage, frequency control voltage, load, temperature (25°C).

Preliminary version: Subject to technical modification.

For Additional Information, Please Contact

USA:

Vectron International
267 Lowell Road
Hudson, NH 03051
Tel: 1.888.328.7661
Fax: 1.888.329.8328

Europe:

Vectron International
Landstrasse, D-74924
Neckarbischofsheim, Germany
Tel: +49 (0) 7268.801.100
Fax: +49 (0) 7268.801.282

Asia:

Vectron International
1589 Century Avenue, the 19th Floor
Chamtime International Financial Center
Shanghai, China
Tel: 86.21.6081.2888
Fax: 86.21.6163.3598

Disclaimer

Vectron International reserves the right to make changes to the product(s) and or information contained herein without notice. No liability is assumed as a result of their use or application. No rights under any patent accompany the sale of any such product(s) or information.